REVISIONS				
ZONE	REV.	DESCRIPTION	DATE	APPROVED
	A	Added Min/max wall thickness and Rear Cavity width requirements	10/28/2025	

MIN Wall Thickness : 0.4" [10mm]
MAX Wall Thickness : 1.25" [32mm]

Cutout Dimensions Per Module:
7.125" [18mm] x " [1306.5mm]
2.5" [63.50mm] spacing between modules

+0.125" [3.0mm] / -0.00

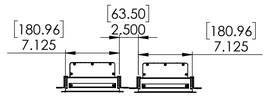

Cutout Dimensions Per Module:
7.125" [18mm] x " [1306.5mm]
2.5" [63.50mm] spacing between modules

Minimum Rear Cavity with Uni-grip Mounting
9.485" [241mm] Per Module
19.11" [486mm] Total

+0.125" [3.0mm] / -0.00

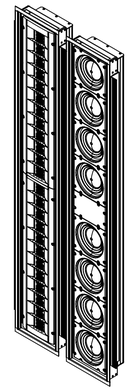

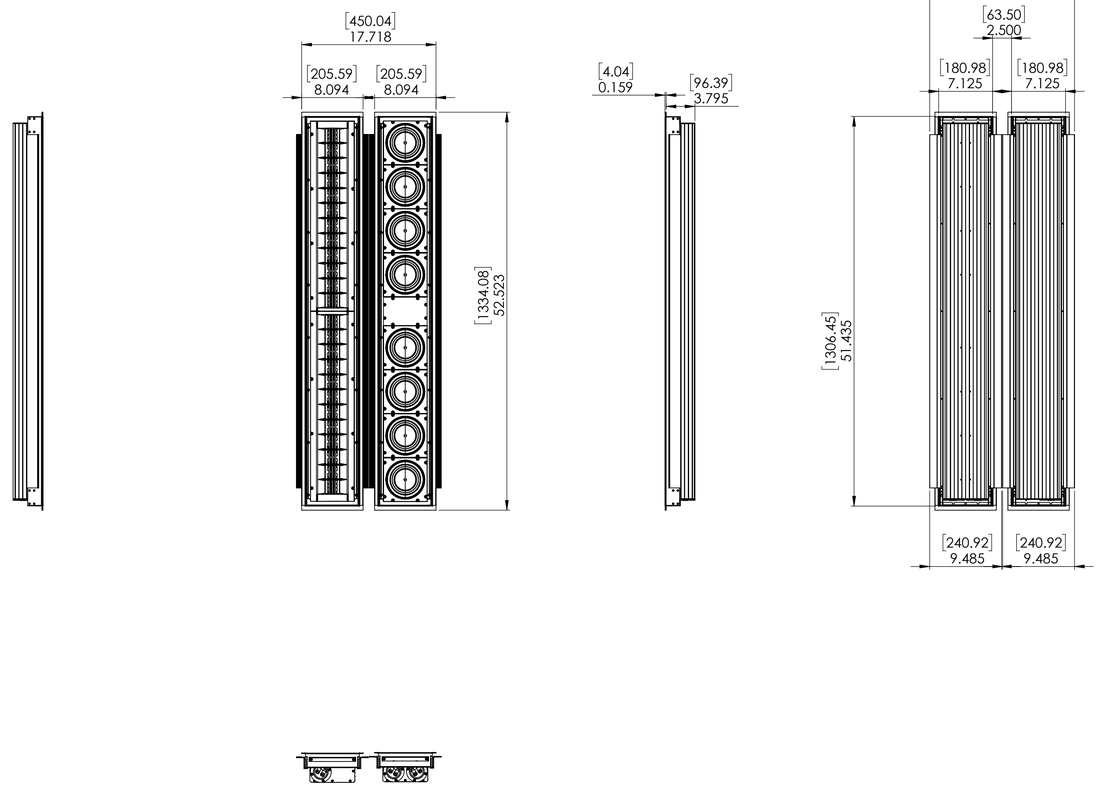

1.

NOTES: (UNLESS OTHERWISE SPECIFIED)
All dimensions in Inches and [mm]

THIRD ANGLE PROJECTION

CAD GENERATED DRAWING : DO NOT MANUALLY UPDATE

(UNLESS OTHERWISE SPECIFIED)
DIMENSIONS IN INCHES
TOLERANCES:
DECIMALS: .X : +/- 0.050, .XX : +/- 0.020, .XXX : +/- 0.010
ANGLES: X : +/- 1.0°, X.X : +/- 0.5°, X.XX : +/- 0.05°
ALL Ø'S FOR PEM HARDWARE + .003 - .000

DO NOT SCALE DRAWING

DRAWN: DATE:
REVISION DATE:
ENGR:
APPROVED:

Copyright 2006 WISDOM AUDIO.

THIS IS CONFIDENTIAL AND PROPRIETARY INFORMATION THAT BELONGS TO WISDOM AUDIO. IT MAY NOT BE USED OR REPRODUCED IN ANY MEDIA OR DISCLOSED WITHOUT THE PRIOR WRITTEN CONSENT OF OWNER.

Wisdom Audio
1572 College Parkway, Suite 164
Carson City, Nevada 89706

TITLE:
971006 Sage L100i Speaker Midbass Section

MATERIAL: MATERIAL
FINISH: FINISH

SIZE: **D**
DWG NUMBER:
REV: ANY
SCALE: 1:10
SHEET: 1 OF 1